

# Remote ID

Overview & FAQs



# Three Ways to Comply

The passing of the Final Rule on Remote Identification of Unmanned Aircraft brings some changes to the model aircraft community and how we fly in the national airspace. There are three ways to comply with the new rule, outlined in the following slides.

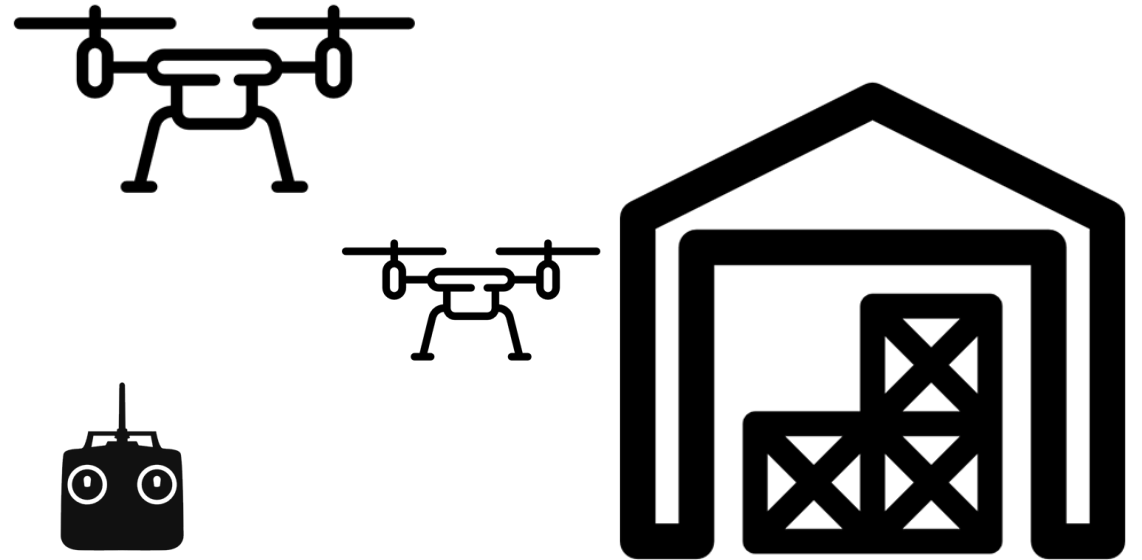


# Standard Remote ID

---

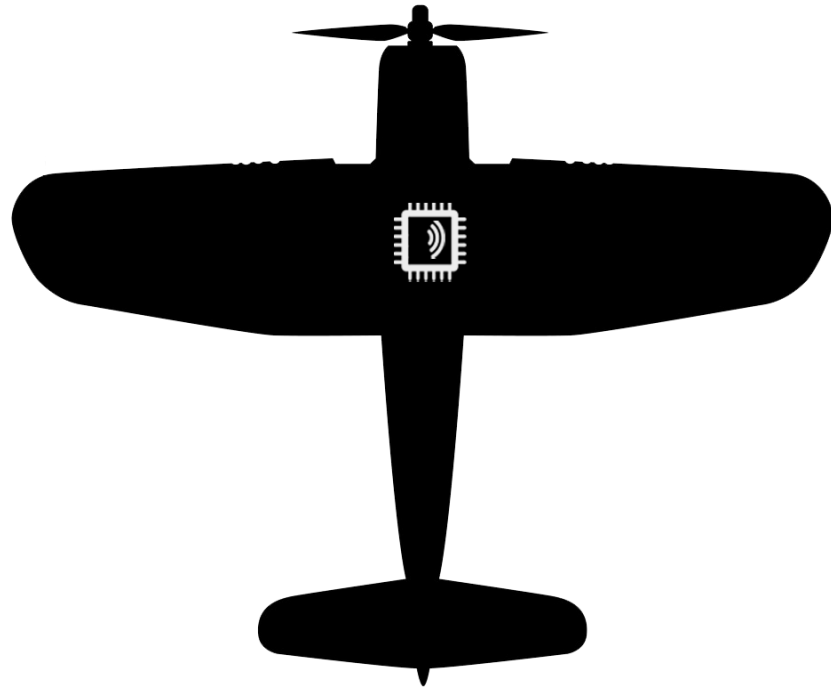
## 1. Identify both the UAS and control station

- Broadcast equipment will be built into UAS at a manufacturer level, but likely will not apply to ARFs or kits.
- Requires radio frequency spectrum to broadcast location, altitude, ID, emergency status, etc. for both UA and control station.
- UAS designed not to take off if not broadcasting signal.



# Broadcast Modules

---



## 2. Identify line-of-sight UAS operations

- Module option allows for older (non-standard) UAS.
- Sends same signal as standard, except no emergency status and no control station information.
- The information broadcast will be UA take off location and altitude. Module also needs to signal if not working properly.
- FAA anticipates modules to cost \$20-\$50.
- Visual-line-of-sight operations only.

# FAA Recognized Identification Areas

---

## 3. Identify Community-Based Organization (CBO) locations with line-of-sight UAS operations

- Valid for 48 months and renewal/changeable forever.
- Requires site be under the umbrella of a CBO or educational institute.
- Visual line of sight operations only.

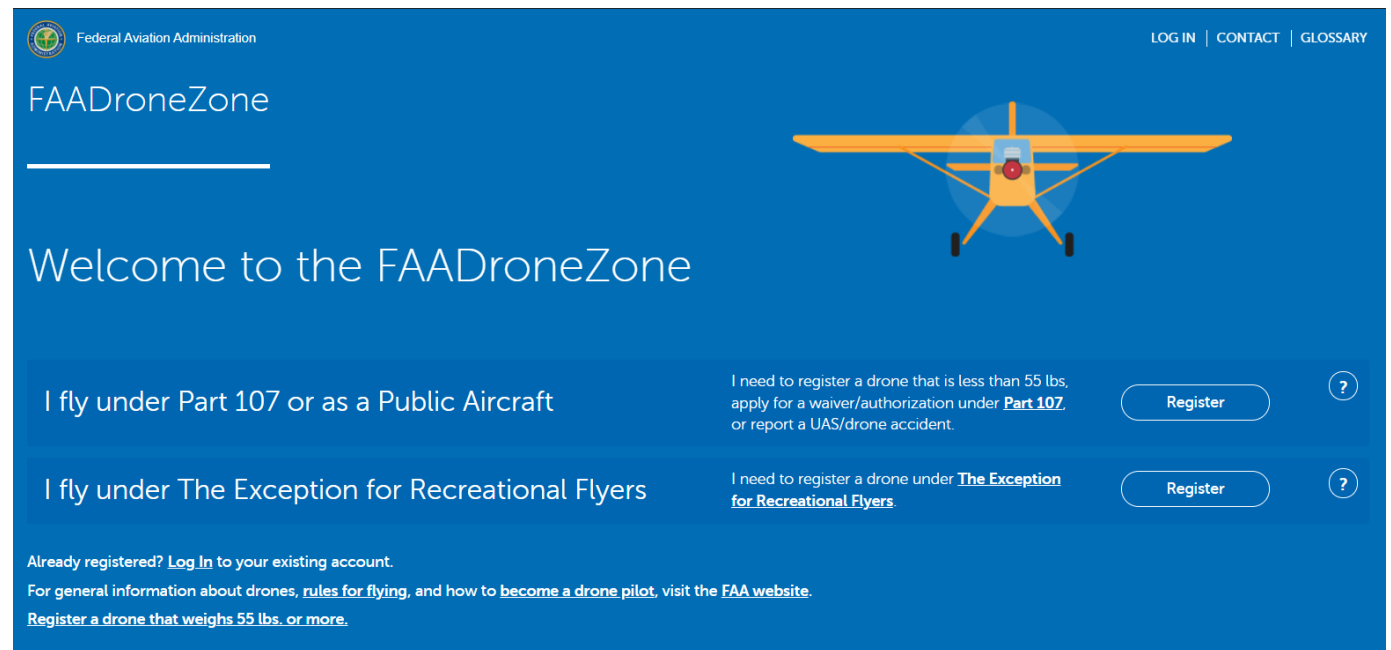


# FAA Registration Requirement

- Registration will remain per individual at the cost of **\$5** every three years.
- Standard Remote ID registration must include serial numbers of all aircraft so equipped.
- Broadcast module registration must include serial number of broadcast module.

To register your aircraft, visit [faadronezone.faa.gov](https://faadronezone.faa.gov). This is the only legitimate website to register your aircraft at. All other websites are scam websites.

For assistance in registering your aircraft, AMA has provided a step-by-step walkthrough [here](#), and a video walkthrough [here](#).



The screenshot shows the FAA DroneZone registration page. At the top left is the Federal Aviation Administration logo. The page title is "FAADroneZone". In the top right corner, there are links for "LOG IN", "CONTACT", and "GLOSSARY". A yellow airplane icon is centered on the right side. Below the title, it says "Welcome to the FAADroneZone". There are two main registration options:

- I fly under Part 107 or as a Public Aircraft**: This option includes a "Register" button and a help icon. The text below it says: "I need to register a drone that is less than 55 lbs, apply for a waiver/authorization under [Part 107](#), or report a UAS/drone accident."
- I fly under The Exception for Recreational Flyers**: This option includes a "Register" button and a help icon. The text below it says: "I need to register a drone under [The Exception for Recreational Flyers](#)."

At the bottom, there is a link for "Already registered? Log In to your existing account." and a footer with general information: "For general information about drones, [rules for flying](#), and how to [become a drone pilot](#), visit the [FAA website](#). Register a drone that weighs 55 lbs. or more."

# Events & Home Builds


---

## Events

- Special events, such as air shows or other temporary events, will have a path to receive authorization from the Administrator to deviate from the remote identification operating rules.

## Home Builds

- Recreational and educational operators can “home build” without meeting manufacturer certification standards, allowing these type of aircraft to be operated at an FAA Recognized Identification Area or under the Broadcast Model option.



# Timeline

Each effective date begins after 60 days from publication in the federal register (January 15, 2021)

**April 21, 2021**

---

Person  
producing  
a remote  
identification  
broadcast  
module

**18 MONTHS**

---

Request  
FAA  
Recognized  
Identification  
Area  
status

Person producing a  
standard remote  
identification  
unmanned aircraft  
for operation

**30  
MONTHS**

---

Person operating  
in the airspace



# Important Changes to Note From the Proposed Rule to the Final Rule

---

Proposed Rule	Final Rule
Internet connectivity required	Broadcast only, no internet needed
Paid monthly subscription to UAS Service Supplier	Requirement removed along with removal of internet connectivity
FAA Recognized Identification Areas could only be requested in first year	FAA Recognized Identification Areas can be requested or changed indefinitely
Per aircraft registration	Individual registration, operator registers only one time
Special events not addressed	Pathway for special events to deviate from Remote ID rules
Included a 400ft range limit	400ft limit removed
High cost associated with compliance	Cost decreased by 60%
Amateur built included a 50% build/fabrication requirement	Build percentage requirement removed and “home build” was added with no requirement to meet manufacturer certification standards for recreational or educational use

# FAQs

---

**Q: When will hobbyists need to comply with remote identification requirements?**

A: Although you might notice new Remote ID products on the shelves and FAA-Recognized Identification Areas (FRIA) be established, operators are not required to comply until September 16, 2023. During this time, AMA will continue to shape the implementation of the rule for the hobby.

**Q: What is an FAA Recognized Identification Area (FRIA)?**

A: An FRIA is a defined geographic area where persons can operate UAS without remote identification, provided they maintain visual line of sight.

**Q: Who can apply for a flying site to be an FRIA?**

A: Those eligible to request establishment of FRIAs include community-based organizations recognized by the Administrator and educational institutions.

**Q: How do I apply for my club's flying site to be an FRIA?**

A: The process to apply for FRIA status will not begin until September 16, 2022. Once the details for the application process are released, we will inform our members of next steps.

**Q: Will FPV be permitted with the use of a broadcast module at established flying sites?**

A: We interpret that FPV will continue to be permitted under any form of remote identification given legislation written in PL 115-254 Sect 349, defining visual line of sight operations.

**Q: I mostly fly at my AMA club's chartered flying site. How does this rule impact me?**

A: Clubs will be able to apply for their flying site to be recognized by the FAA through AMA. Once the flying site is included in the list of FAA Recognized Identification Areas, members can fly there without needing to meet any additional remote identification requirements.

**Q: I don't fly at an AMA chartered flying site. How does this rule impact me?**

A: Those flying outside of an established flying site can meet the remote identification requirements by flying a Standard Remote ID equipped aircraft or an aircraft equipped with a broadcast module.

**Q: What changes are there to FAA registration?**

A: All of the previous registration requirements in the proposed rule were removed in this final rule. You only have to register once every three years for \$5, regardless of how many aircraft you own.

**Q: Do control line and free flight operators need to meet remote identification requirements?**

A: AMA maintains that control line and free flight do not meet the definition of unmanned aircraft systems.

**Q: Will my Large Model Aircraft (LMA) need to comply with Remote ID requirements?**

A: Section 349 of Public Law 115-254 requires that LMA weighing over 55 lbs. be operated from fixed flying site locations. This likely means LMA will satisfy Remote ID by operating at a FRIA rather than broadcasting a radio frequency.